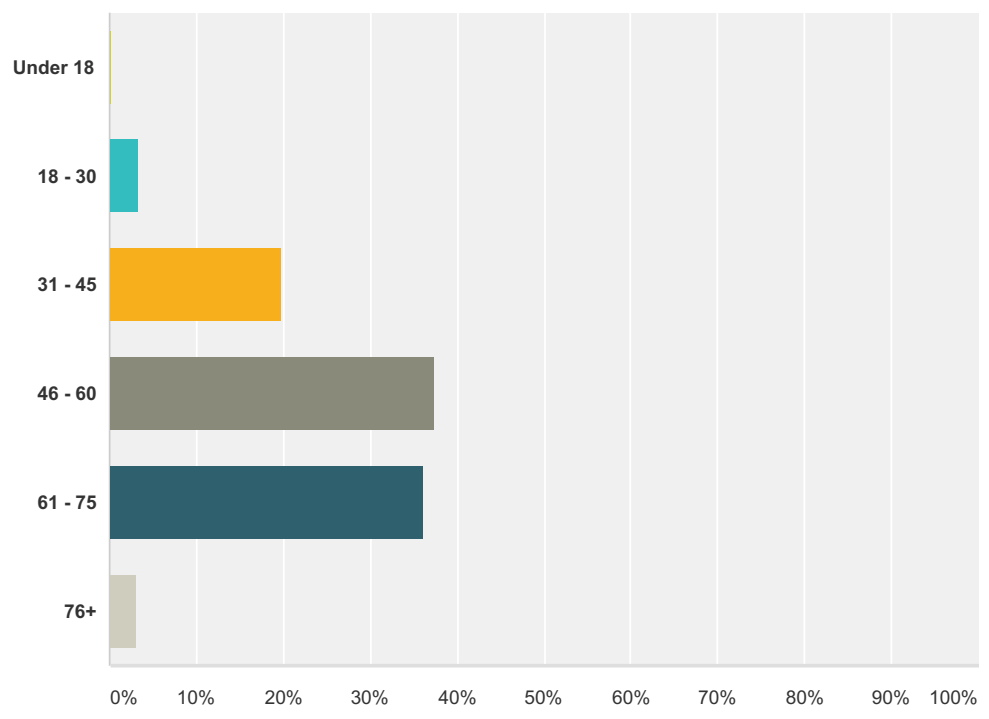


Q1 What is your age?

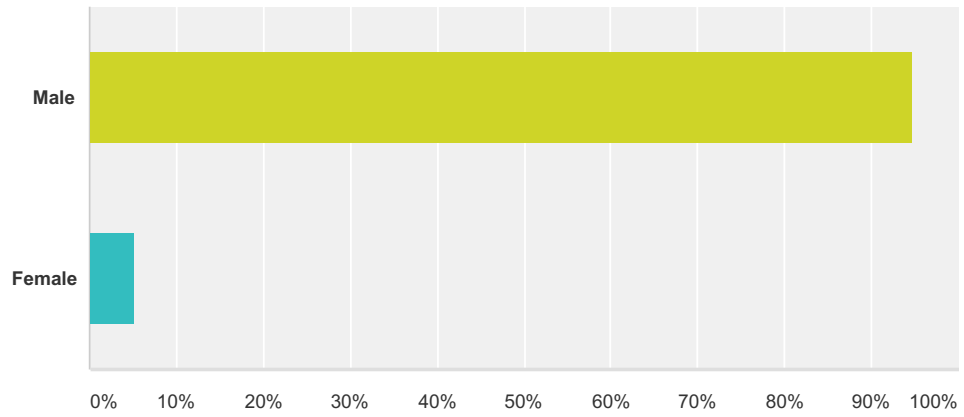
Answered: 569 Skipped: 1



Answer Choices	Responses
Under 18	0.18% 1
18 - 30	3.34% 19
31 - 45	19.86% 113
46 - 60	37.43% 213
61 - 75	36.03% 205
76+	3.16% 18
Total	569

Q2 What is your gender?

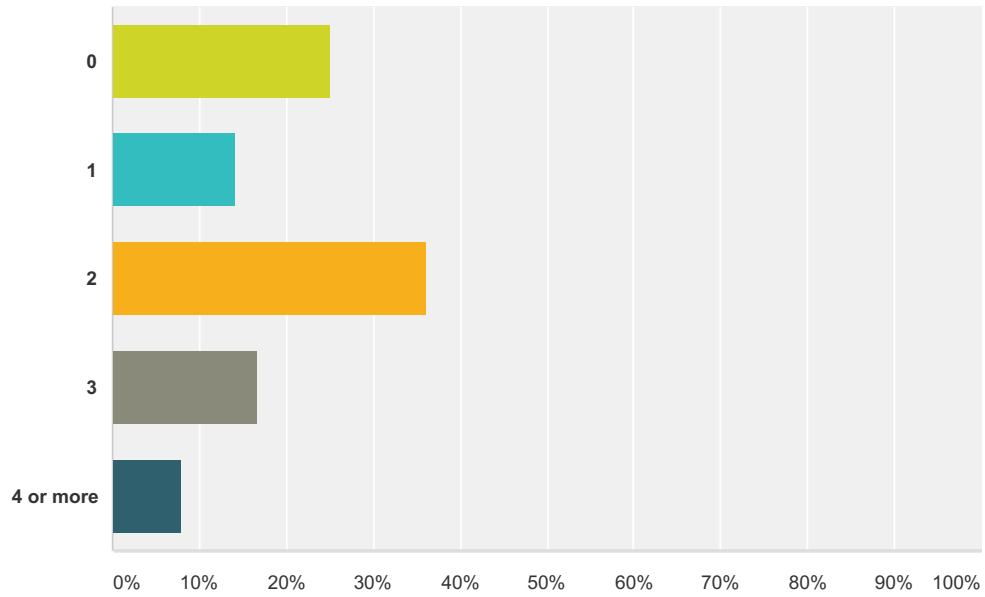
Answered: 568 Skipped: 2



Answer Choices	Responses	
Male	94.72%	538
Female	5.28%	30
Total		568

Q3 How many children do you have?

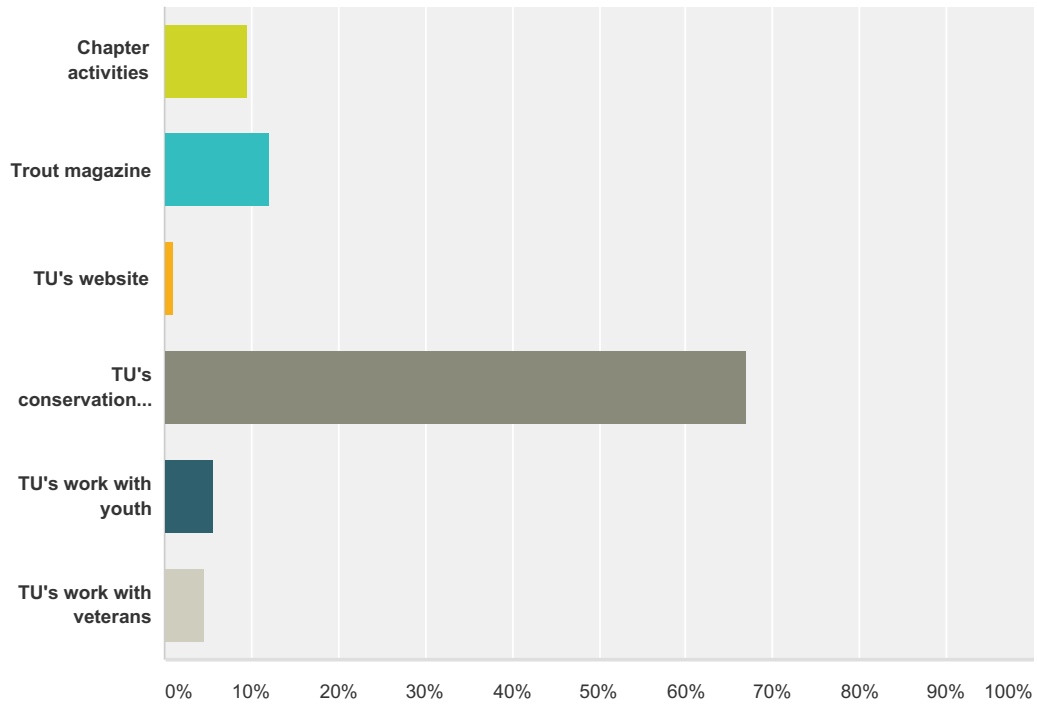
Answered: 565 Skipped: 5



Answer Choices	Responses
0	25.13% 142
1	14.16% 80
2	36.11% 204
3	16.64% 94
4 or more	7.96% 45
Total	565

Q4 What do you value most?

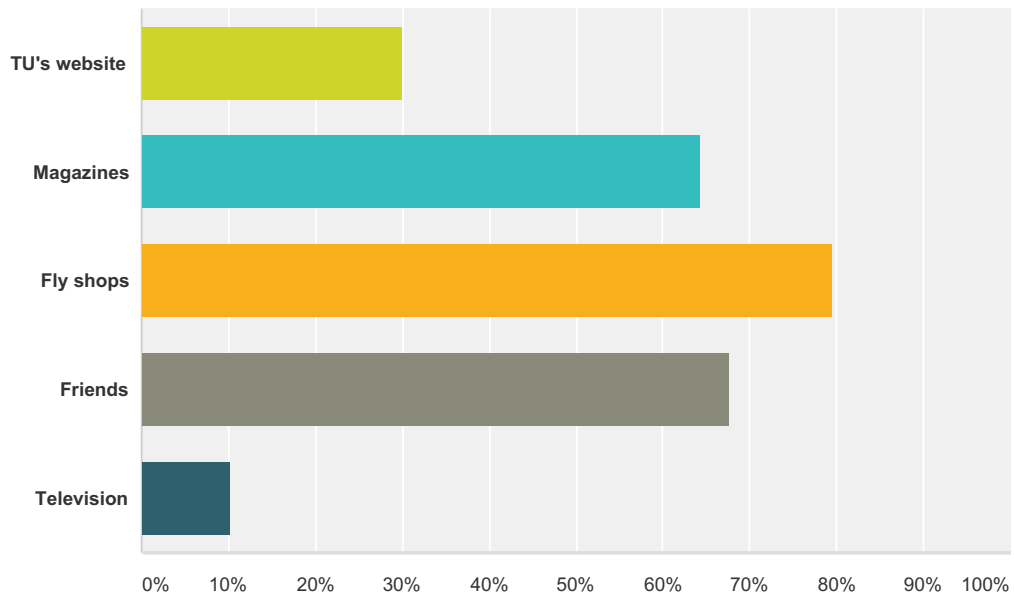
Answered: 566 Skipped: 4



Answer Choices	Responses	Count
Chapter activities	9.54%	54
Trout magazine	12.19%	69
TU's website	1.06%	6
TU's conservation work	66.96%	379
TU's work with youth	5.65%	32
TU's work with veterans	4.59%	26
Total		566

Q5 Where do you go for information on fishing? (check all that apply)

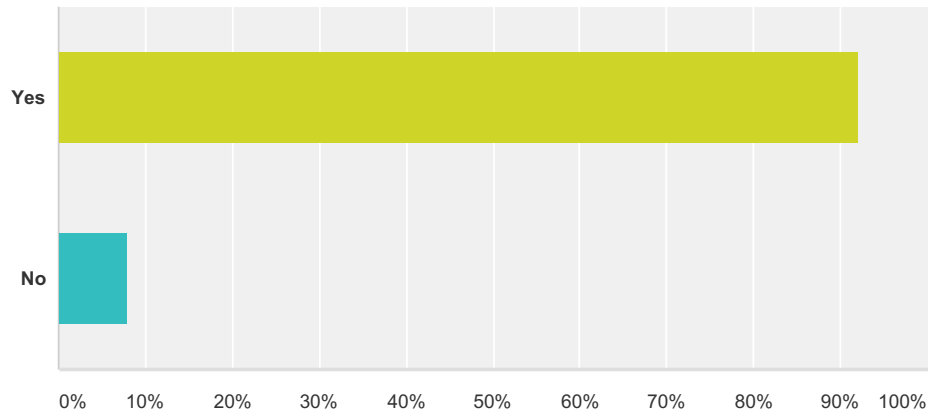
Answered: 540 Skipped: 30



Answer Choices	Responses	Count
TU's website	30.00%	162
Magazines	64.26%	347
Fly shops	79.63%	430
Friends	67.59%	365
Television	10.19%	55
Total Respondents: 540		

Q6 Did you fish when you were a child?

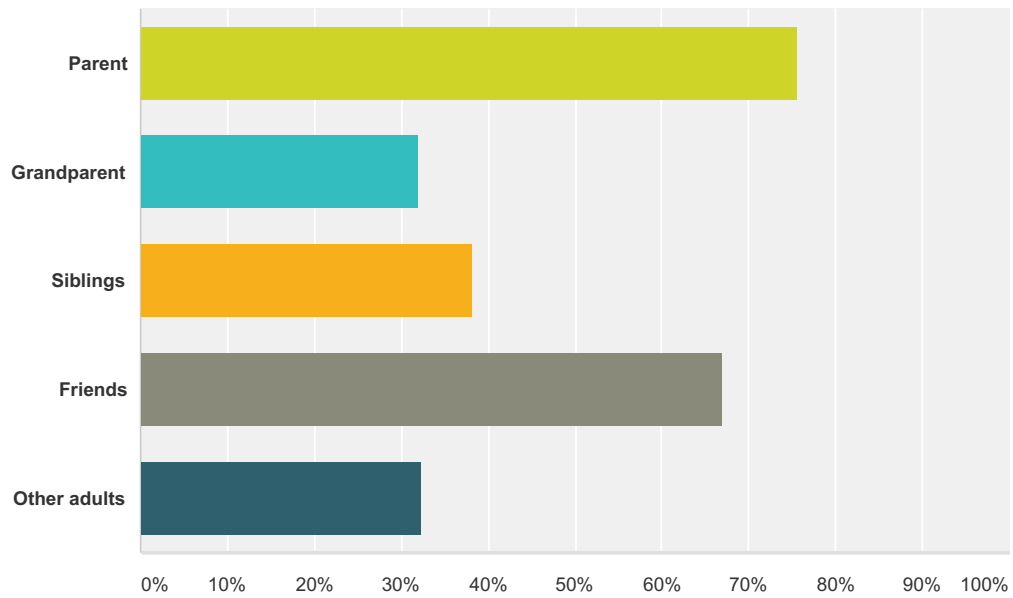
Answered: 566 Skipped: 4



Answer Choices	Responses	Count
Yes	92.05%	521
No	7.95%	45
Total		566

Q7 Who did you go fishing with? (Check all that apply.)

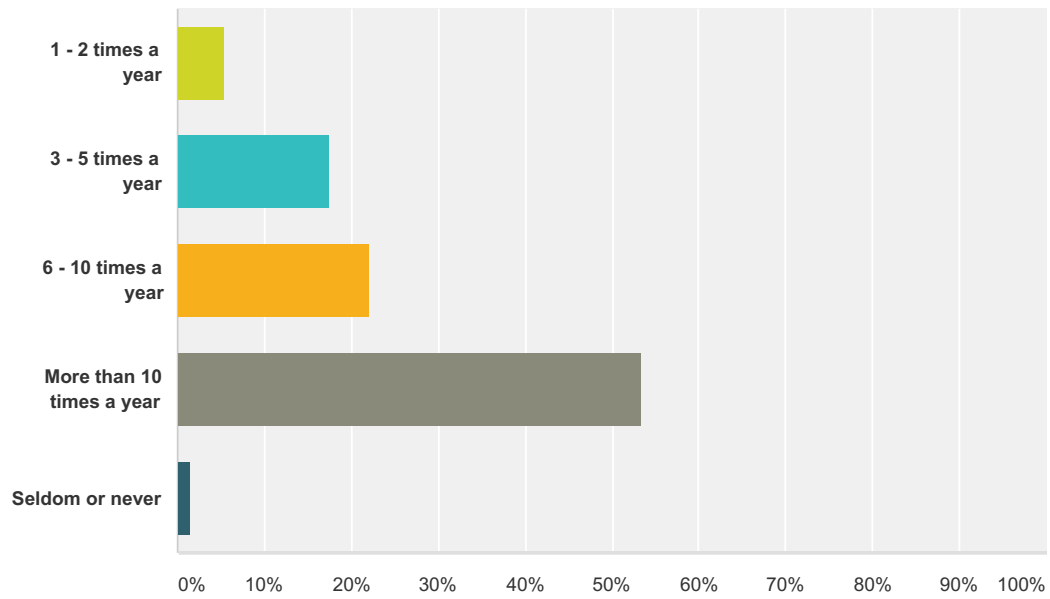
Answered: 522 Skipped: 48



Answer Choices	Responses	Count
Parent	75.67%	395
Grandparent	31.99%	167
Siblings	38.12%	199
Friends	67.05%	350
Other adults	32.38%	169
Total Respondents: 522		

Q8 About how often do you go fishing now?

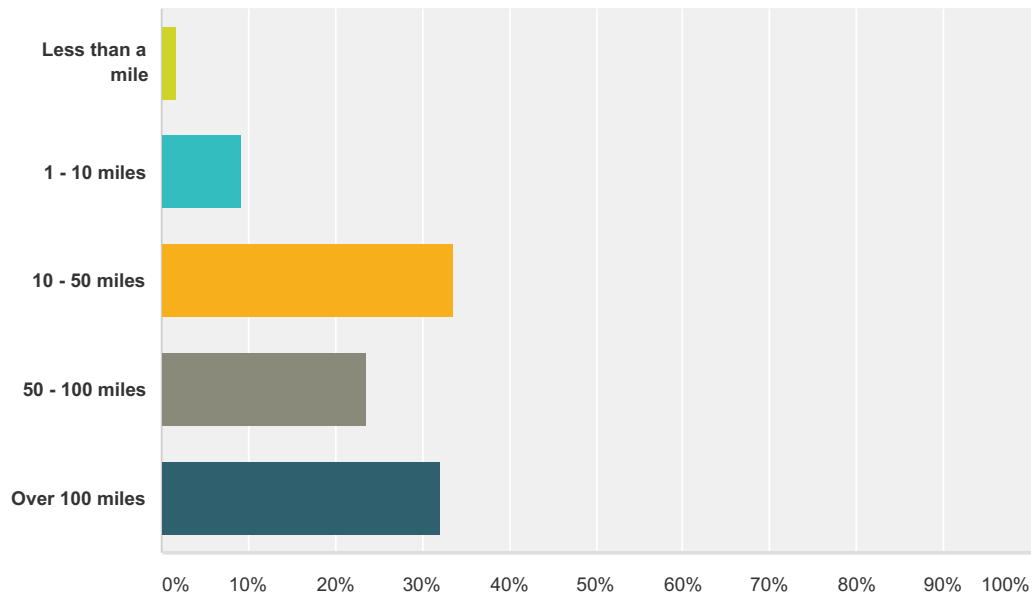
Answered: 566 Skipped: 4



Answer Choices	Responses	
1 - 2 times a year	5.48%	31
3 - 5 times a year	17.49%	99
6 - 10 times a year	22.08%	125
More than 10 times a year	53.53%	303
Seldom or never	1.41%	8
Total		566

Q9 In general, about how far do you travel to go fishing?

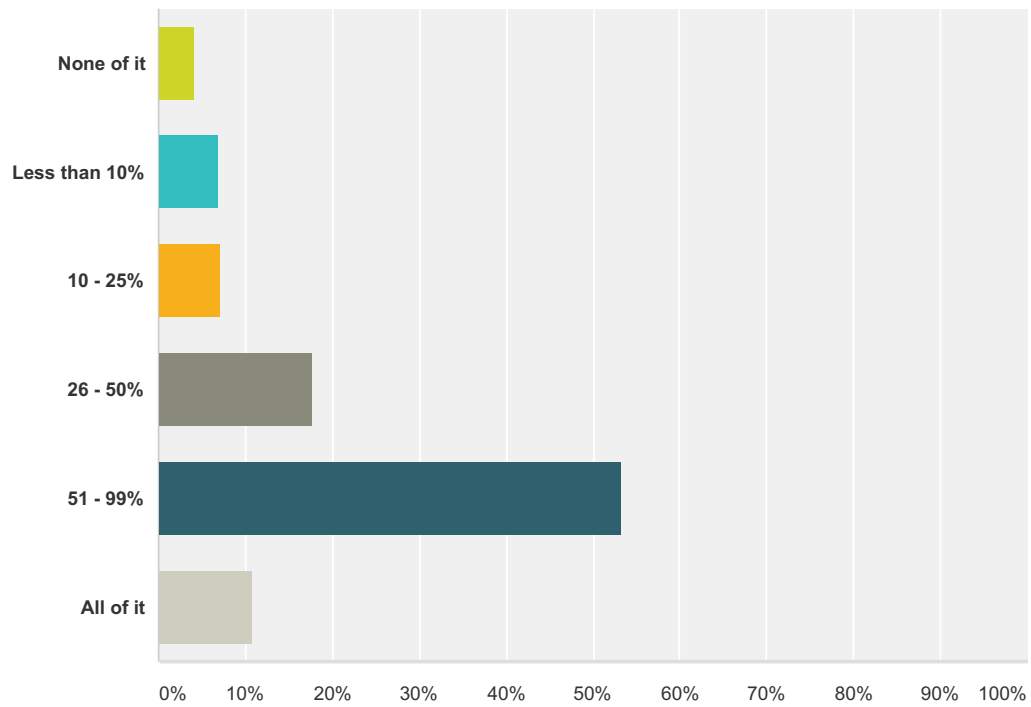
Answered: 564 Skipped: 6



Answer Choices	Responses
Less than a mile	1.60% 9
1 - 10 miles	9.22% 52
10 - 50 miles	33.51% 189
50 - 100 miles	23.58% 133
Over 100 miles	32.09% 181
Total	564

Q10 What percent of your fishing is done in the state in which you live?

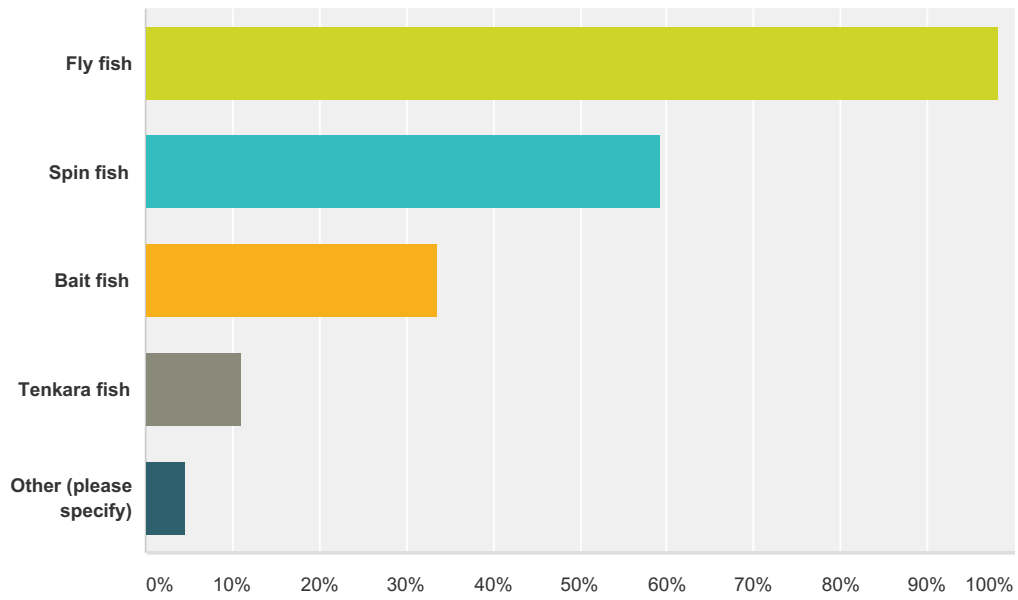
Answered: 564 Skipped: 6



Answer Choices	Responses
None of it	4.26% 24
Less than 10%	6.91% 39
10 - 25%	7.09% 40
26 - 50%	17.73% 100
51 - 99%	53.19% 300
All of it	10.82% 61
Total	564

Q11 When you fish, what method(s) have you used? (check all that apply)

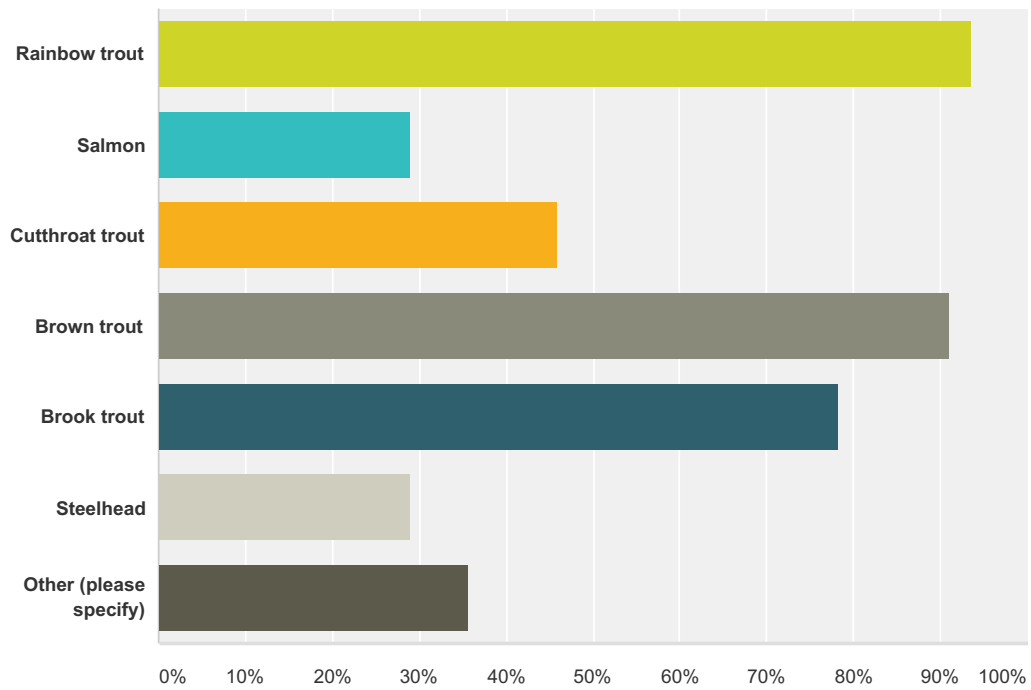
Answered: 566 Skipped: 4



Answer Choices	Responses	Count
Fly fish	98.06%	555
Spin fish	59.19%	335
Bait fish	33.57%	190
Tenkara fish	11.13%	63
Other (please specify)	4.59%	26
Total Respondents: 566		

Q12 Which of the following species do you fish for? (Check all that apply.)

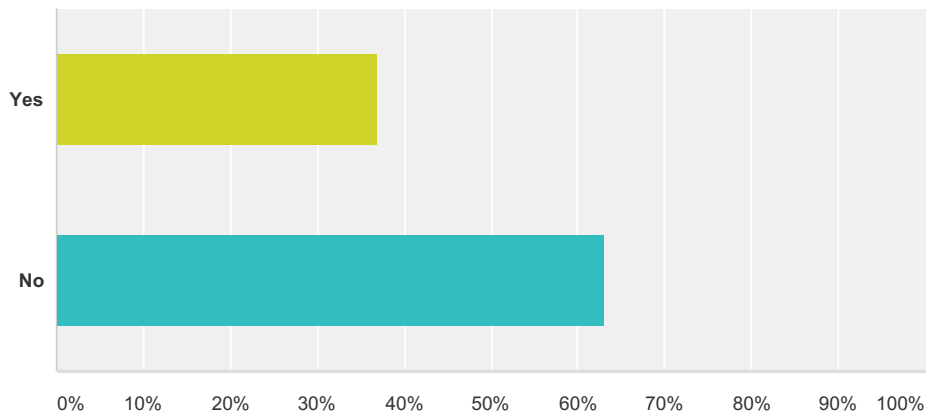
Answered: 567 Skipped: 3



Answer Choices	Responses	Count
Rainbow trout	93.47%	530
Salmon	28.92%	164
Cutthroat trout	45.86%	260
Brown trout	91.01%	516
Brook trout	78.31%	444
Steelhead	28.92%	164
Other (please specify)	35.80%	203
Total Respondents: 567		

Q13 Do you ever go on fishing trips outside of the U.S.?

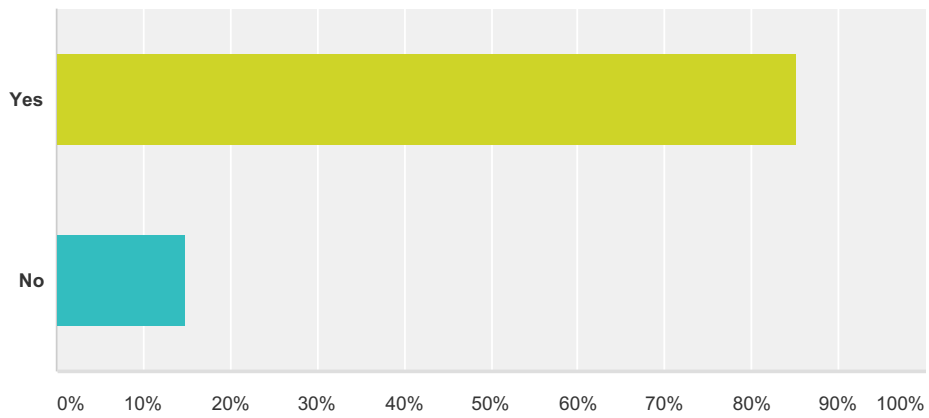
Answered: 567 Skipped: 3



Answer Choices	Responses	
Yes	36.86%	209
No	63.14%	358
Total		567

Q14 Have you seen signs of habitat destruction in your state?

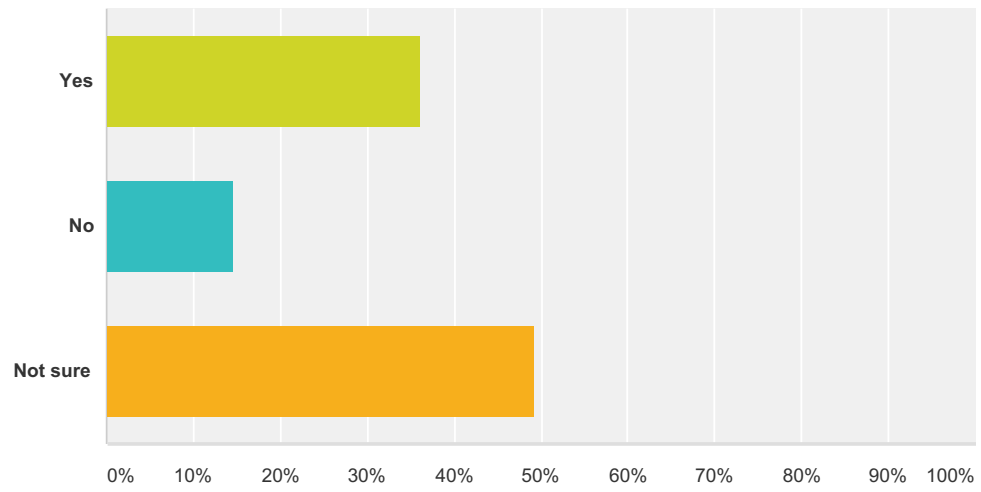
Answered: 564 Skipped: 6



Answer Choices	Responses
Yes	85.11% 480
No	14.89% 84
Total	564

Q15 Are there places in your state were you can no longer fish?

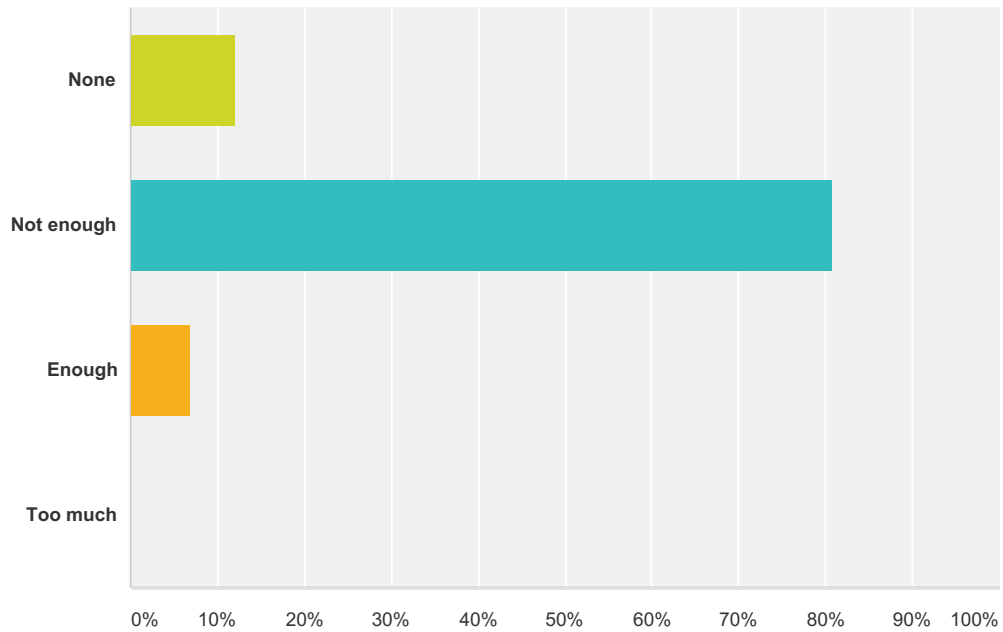
Answered: 566 Skipped: 4



Answer Choices	Responses
Yes	36.04% 204
No	14.66% 83
Not sure	49.29% 279
Total	566

Q16 How much attention do you think local and state politicians give to the conservation of coldwater fisheries?

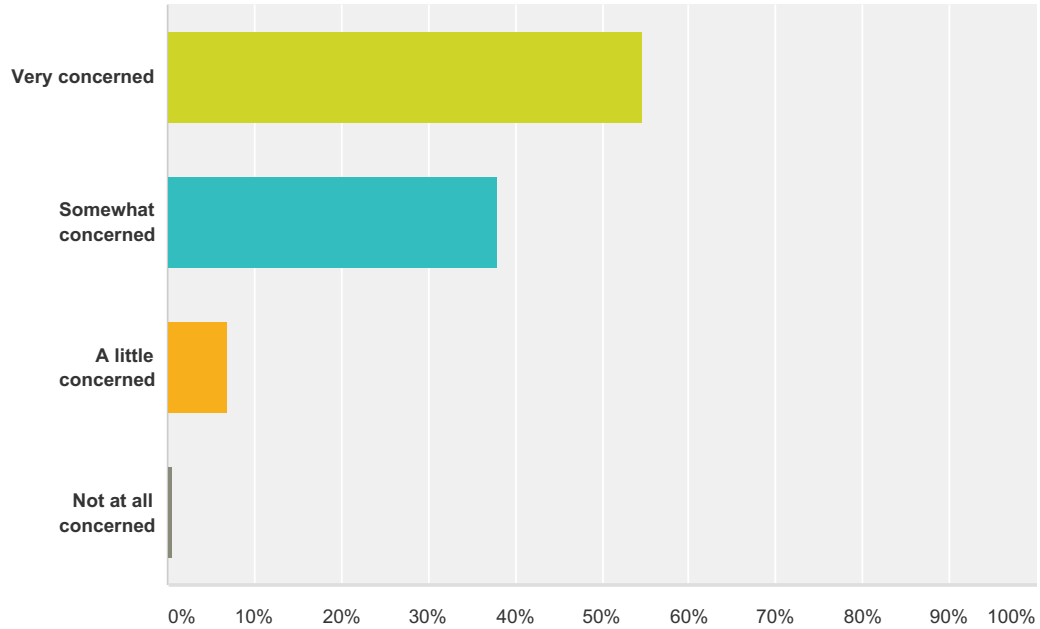
Answered: 565 Skipped: 5



Answer Choices	Responses
None	12.21% 69
Not enough	80.88% 457
Enough	6.90% 39
Too much	0.00% 0
Total	565

Q17 How concerned are you that future generations won't have cold, clean, fishable water?

Answered: 564 Skipped: 6



Answer Choices	Responses	
Very concerned	54.61%	308
Somewhat concerned	37.94%	214
A little concerned	6.91%	39
Not at all concerned	0.53%	3
Total		564